



Trusted performance.. Everyday..

SmartBright Highbay

SmartBright Highbay is a high efficient and reliable LED luminaire. Designed as the point to point replacement for HPI 250W/400W luminaires, it offers customers all the benefits of LED lighting – reduced energy consumption, longer service time and less maintenance. In addition, with using high quality of the optical cover, it provides an excellent quality of light, which effectively improves the comfort of your environment.

Benefits

- Energy saving up to 65% comparing to HPI-P system
- Comfort light quality
- Safe & Reliable
- Easy installation and retrofitting

Features

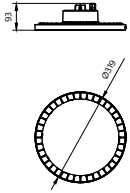
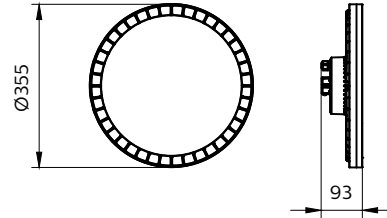
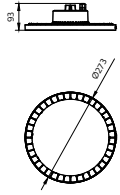
- High efficacy: 130 lumens per watt
- High quality optical Lens cover
- Lifetime of 30,000 hours @ Ta35°C with end-to-end Philips production quality assurance
- Full family is in compliance with CB and EMC norms
- Suitable for pole, hook, bracket mounting

Application

- Industry : Factories, warehouses, workshops, assembly lines, etc.
- High ceiling indoor : Shopping malls, airports, stadium, etc.

SmartBright Highbay

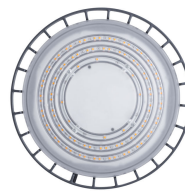
Dimensional drawing



Product details



SmartBright Highbay G4



SmartBright Highbay G4

General Information

CE mark CE mark

Flammability mark -

Light Technical

Optical cover/lens type Lens

Color rendering index (CRI) >80

Luminous Efficacy (rated) (Nom) 130 lm/W

Operating and Electrical

Input Voltage 220 to 240 V

Line Frequency 50 or 60 Hz

Temperature

Ambient temperature range -20 to +45 °C

Controls and Dimming

Dimmable No

Mechanical and Housing

Housing Color Dark gray

Approval and Application

Protection class IEC Safety class I

Mech. impact protection code IK06

Ingress protection code IP65

Initial Performance (IEC Compliant)

Luminous flux tolerance +/-10%

Light Technical

Order Code	Full Product Name	Correlated Color Temperature (Nom)	Luminous Flux
911401639907	BY239P LED70/CW PSU GM G2	6500 K	7,800 lumen
911401640007	BY239P LED70/NW PSU GM G2	4000 K	7,800 lumen
911401640107	BY239P LED120/CW PSU GM G2	6500 K	13,000 lumen
911401640207	BY239P LED120/NW PSU GM G2	4000 K	13,000 lumen
911401640307	BY239P LED180/CW PSU GM G2	6500 K	19,500 lumen
911401640407	BY239P LED180/NW PSU GM G2	4000 K	19,500 lumen
911401640507	BY239P LED240/CW PSU GM G2	6500 K	26,000 lumen
911401640607	BY239P LED240/NW PSU GM G2	4000 K	26,000 lumen

Operating and Electrical

Order Code	Full Product Name	Power Consumption
911401639907	BY239P LED70/CW PSU GM G2	60 W
911401640007	BY239P LED70/NW PSU GM G2	60 W
911401640107	BY239P LED120/CW PSU GM G2	100 W
911401640207	BY239P LED120/NW PSU GM G2	100 W

Order Code	Full Product Name	Power Consumption
911401640307	BY239P LED180/CW PSU GM G2	150 W
911401640407	BY239P LED180/NW PSU GM G2	150 W
911401640507	BY239P LED240/CW PSU GM G2	200 W
911401640607	BY239P LED240/NW PSU GM G2	200 W

Initial Performance (IEC Compliant)

Order Code	Full Product Name	Initial chromaticity
911401639907	BY239P LED70/CW PSU GM G2	(0.316, 0.332) SDCM<5
911401640007	BY239P LED70/NW PSU GM G2	(0.385, 0.380) SDCM<5
911401640107	BY239P LED120/CW PSU GM G2	(0.316, 0.332) SDCM<5
911401640207	BY239P LED120/NW PSU GM G2	(0.385, 0.380) SDCM<5

Order Code	Full Product Name	Initial chromaticity
911401640307	BY239P LED180/CW PSU GM G2	(0.316, 0.332) SDCM<5
911401640407	BY239P LED180/NW PSU GM G2	(0.385, 0.380) SDCM<5
911401640507	BY239P LED240/CW PSU GM G2	(0.316, 0.332) SDCM<5
911401640607	BY239P LED240/NW PSU GM G2	(0.385, 0.380) SDCM<5

